

# ANCHORS

# PIRATES







## THEMED PROGRAMME



### AIM

Shiver me timbers, it's Pirates week! Get your group talking, acting and thinking like pirates, with an evening full of activities fit for Long John Silver himself. Link with 'Talk like a Pirate day' which falls on the 19<sup>th</sup> September every year.

### ACTIVITIES

-  Talk Like a Pirate
-  Paper Plate Pirates
-  Treasure Hunt
-  Ball and Chain Stomp
-  Our Treasure in Heaven
-  Fire in the hole!

**THE BOYS'**  
**BRIGADE**  
>the adventure begins here



# PIRATES

## » INTRODUCTION

Pirates have sailed the seas for hundreds of years, hunting for treasure, stealing loot and seizing control of ships.

Over time, pirates have inspired best selling books & blockbuster movies such as 'Treasure Island', 'Peter Pan' and 'Pirates of the Caribbean'.

Even today, pirates still sail the seas, stealing from boats and causing chaos wherever they go.

## ? DID YOU KNOW?

- The skull & crossbones flag, sailed on pirate ships, is called the Jolly Roger.
- Blackbeard was one of the most feared pirates of all. Before boarding a ship, he would weave hemp through his beard and set it on fire to intimidate his enemies.
- Pirates wore eye patches to help them fight in the dark, when they went below deck.
- On the 19th September each year, it is International 'Talk like a Pirate' Day.



GET LEARNING



10 MINUTES



READY  
TO GO

## GET LEARNING: TALK LIKE A PIRATE

Before becoming a pirate for the night, your group will need to learn the language. Teach them the following words and phrases so they can be used throughout the rest of the night. You could award a prize to the child who talks most like a pirate for that evening.

**Shiver me timbers!** – oh no!

**Matey** – Shipmate

**Ahoy!** – Hello

**Aaaarrrrgggghhhh!** – Get  
someone's attention

**Batten down the hatches!** –  
Get ready, a storm is coming!

**Walk the plank** – To be  
forced off the ship into the  
ocean

**Fire in the hole** – A warning  
that a cannon is to be fired

**Jolly Roger** – Pirate ship's flag



#### GET CREATIVE



20 MINUTES



PREPARATION  
NEEDED

## GET CREATIVE: PAPER PLATE PIRATES

Using a paper plate as a template for a pirate's head, get your group creating their own pirate to sail the high seas.

#### What you'll need:

- Paper Plates
- Coloured Paper or Wrapping Paper (hat/bandana)
- Pipe cleaner or large metal keyring (earring)
- Googly eyes
- Scissors
- Colouring Pens or Paints
- Hole punch

- 1** Using card or coloured paper, create a hat or bandana to stick onto the top of the plate.
- 2** Stick on a googly eye or draw on an eye with a pen.
- 3** Add the patch using colouring pens or paints or cut out a piece of black card and create an eye patch to stick over one of the eyes.
- 4** Using paint or colouring pens, add a beard & mouth to the bottom part of the plate to give the pirate a rugged look.
- 5** Pirates love a bit of jewellery, so finish off the pirate by punching a hole in the plate and then adding a small pipe cleaner hoop earring.



#### GET ACTIVE



15 MINUTES



PREPARATION  
NEEDED

## GET ACTIVE: TREASURE HUNT

Set up a treasure hunt around your meeting space, for your group to go and find the treasure. Here are some different ways of doing treasure hunts, either as individuals or in teams:

- **Chocolate Coin Hunt** – Hide chocolate coins around the room for your group to go out and find.
- **Follow the Clues** – Write clues letting your teams know where to find the next clue. Create a series of clues with a treasure chest of prizes at the end as the reward.
- **Playing Card Treasure Hunt** – Hide a pack of playing cards around the room. Give each team a suit of cards to go and find. The team with a complete suit first, are the winners.



GET ACTIVE



15 MINUTES



PREPARATION  
NEEDED

## GET ACTIVE: BALL AND CHAIN STOMP

Before the game, blow up enough balloons for one for each child and tie a piece of string to the balloon.

To play the game, tie a balloon to each child's ankle – leave enough string so the balloon trails behind when they run. On go, they run around the room trying to burst each other's balloons, whilst ensuring their balloon is not popped. Once a balloon is popped, that player is out of the game.

The last child left with an unburst balloon is the winner.



GET INTO  
THE BIBLE



15 MINUTES



PREPARATION  
NEEDED

## GET INTO THE BIBLE: OUR TREASURE IN HEAVEN



**Download 'Treasure Map' worksheet** and start by getting your group to find the hidden treasure.

Now ask your group what they would like to find in a treasure chest (Sweets? Money? Toys? Electronics?) Whilst these treasures on earth are fun, these only last a short time. God calls on us all to build treasures that last forever.

Ask your group how they think they can build treasure in Heaven. Answers should hopefully include things like helping others, being kind & thoughtful, giving money and help to the poor, saying you are sorry when you've hurt someone.

God sees all these things and each time he drops a coin into our treasure chest in Heaven.



GET ACTIVE



15 MINUTES



IN THE  
CUPBOARD

## GET ACTIVE: FIRE IN THE HOLE

Set up two coned areas at opposite sides of a room, with a small gap between them. These are pirate ships and the gap is the ocean. Spilt your group between the two ships and throw a large number of ball pit balls or crumpled up newspaper (cannonballs) into the ships.

The teams need to empty their ship of cannonballs by throwing them into the opposite ship. After a while, shout stop and then count how many cannonballs are in each ship. The team with the most cannonballs in their ship is 'sunk' and lose the game.